

Diesel & LPG Counterbalance Forklifts
FD/FGE 1.5-5.5 tonnes



MODEL	LOAD CAPACITY (KG)	LOAD CENTRE DISTANCE (MM)	ENGINE	OVERALL LENGTH (MM)	OVERALL WIDTH (MM)	DIESEL/LPG ENGINE POWER (KW)
FGE15-E2	1500	500	LPG	2260	1065	41
FGE18-E2	1750	500	LPG	2300	1065	41
FGE20C-E2	2000	500	LPG	2355	1065	41
FD/FGE20-E2	2000	500	Diesel/LPG	2485	1150	36 / 41
FD/FGE25-E2	2500	500	Diesel/LPG	2560	1150	36 / 41
FD/FGE30-E2	3000	500	Diesel/LPG	2735	1275	36 / 47
FD/FGE35-E2	3500	500	Diesel/LPG	2795	1290	36 / 47
FD/FGE40-E2	4000	500	Diesel/LPG	3000	1415	54 / 54
FD/FGE45-E2	4500	500	Diesel/LPG	3130	1460	54 / 54
FD/FGE50C-E2	5000	500	Diesel/LPG	3170	1460	54 / 54
FD/FGE50-E2	5000	600	Diesel/LPG	3310	1460	54 / 54
FD/FGE55-E2	5500	600	Diesel/LPG	3360	1460	54 / 54



TCM
Always Evolving



TCM
Always Evolving

info@tcm.eu | tcm.eu

© 2021 MLE B.V. (registration no. 33274459). All rights reserved.
MLE B.V. reserves the right to make any changes without notice concerning colours, equipment or specifications detailed in this brochure, or to discontinue individual models. The colours of vehicles delivered may differ slightly from those in this brochure. The specifications vary for different countries depending on local market conditions. Please consult your local dealer to ensure that the vehicle delivered accords with your expectations. All values are determined based on the standard condition and may vary, due to motor and system tolerances, condition of the truck and operational conditions. Some equipment shown on photos maybe optional. CEPT2146

FD/FGE 1.5-5.5 tonnes

OPERATOR COMFORT IMPROVING PRODUCTIVITY

Designed with flexibility to create the optimum working environment for every operator and reduce fatigue on longer shifts.



EFFORTLESS CONTROL

- Optional fingertip control armrest provides operators with low-effort levers and length / height adjustment, all while increasing precision and control.



MEMORY TILT STEERING COLUMN

- Infinite adjustment in a 12 degree range, the steering column's "memory" retains operator-preferred settings for swift changeovers.



ALL ROUND VISIBILITY

- From the standard lighting package, which includes two forward LED work lights, to the absence of crossbars in the overhead guard and the specially designed mast, the design of the forklift allows for improved visibility in all directions during operation.



OPERATOR COMPARTMENT

- Three-point access - easy entry with reduced operator step height.
- Large floor space and 'through the floor' pedals - provide maximum operator comfort for longer shifts.
- Fully adjustable seating - for optimum position and comfort.
- The Grammer vinyl seat comes as standard and is designed with adjustable forward, backward and backrest angle movement, added lumbar support in the back cushion and an anti-cinch high visibility seat belt brightly coloured to prompt use - creating a comfortable work environment for operators of varying heights.
- An optional cloth seat is available for additional support during long shifts.



STANDARD FEATURES

Grammer vinyl seat	Fully floating powertrain
Audible back-up alarm	Backup handle with horn
Combination light switch	Drawbar pin
Service indicator	Memory tilt steering column
Operator Presence System (OPS)	Double action parking brake with audible alarm
Diesel Particulate Filter with automatic regeneration*	LED front work lights, front indicator and rear combi lamp

*diesel model

FD/FGE 1.5-5.5 tonnes

EFFICIENCY




LATEST ENGINE TECHNOLOGY



MAXIMUM PERFORMANCE WITH LOW EMISSIONS ENGINE

Developed with cutting-edge emissions technologies our diesel and lpgas engines meet the European emissions regulation Euro Stage V requirements.

- High pressure common rail fuel injection system – to ensure the diesel burns cleanly with optimum power output.
- Exhaust gas recirculation system – sending exhaust gas back through the system after cooling to limit harmful emissions, whilst a diesel oxidation catalyst oxidizes harmful particulate matter.




NOW Euro Stage V Compliant



COOL AND QUIET

- Fan and radiator system with a horizontal cross flow cooling system – helps to keep the engine cool and functioning at peak performance.
- Corrugated design - for optimal heat exchange.
- Aluminium core - to help prevent corrosion.
- Direct drive fan - reduces noise and necessary maintenance.



ENHANCED ENGINE PROTECTION

- Regulated by the Vehicle Control Module, the Engine Protection System keeps the truck running at desirable levels while helping to prevent damage to the forklift, saving you money. If any of the vital fluids become critically low, engine speed is automatically lowered and the operator is immediately notified by a light on the dash display.



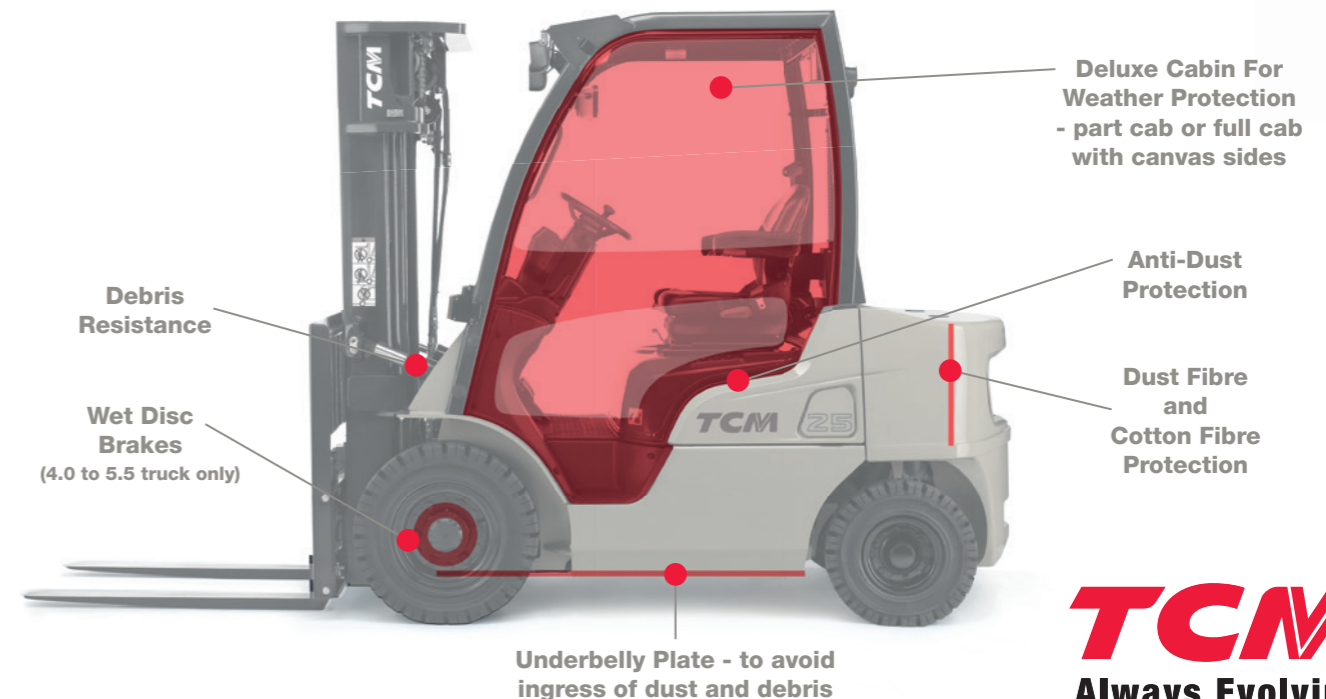
FUEL SAVER MODE

- Just a simple switch of the ECO-driving button from 'power' to 'soft' will reduce fuel consumption by up to 18% effectively reducing noise levels, whilst improving operator comfort.



FLEXIBLE OPTIONS DESIGNED FOR HARD APPLICATIONS

- Additional protection to avoid ingress of higher levels of dirt and debris according to your operating environment. These robust options will reduce the risk of downtime over the longterm.



TCM
Always Evolving

FD/FGE 1.5-5.5 tonnes

ADVANCING OPERATOR SAFETY

Our range of advanced safety features and options help to protect operators, pedestrians and assets in the working environment and increase operator confidence and alertness throughout the workday, whilst reducing risk.



OPERATOR PRESENCE SYSTEM

To increase safety for the operator and surrounding personnel, Operator Presence System (OPS) comes as standard, providing audible and visual reminders to the operator.

All powered travel and some hydraulic functions disengage when the operator leaves the normal operating position. A warning alarm will sound and an indicator will appear on the dash if the operator either leaves the compartment without applying the parking brake or forgets to fasten their orange seat belt which is brightly coloured to prompt use.



STANDARD AND OPTIONAL SAFETY PACKAGES TO SUIT YOUR APPLICATION

- Rear grab bar with horn button – Allows the operator to comfortably and securely hold the grab bar and access the horn, while travelling in reverse.
- Ground speed control – Programming limits on speed and acceleration in areas where caution is required, such as applications with pedestrian traffic.
- Rear work light, rear blue light, warning beacon and alarm packages – Increasing visibility for operators in dimly lit work areas and visibility of the operational forklift to nearby workers.
- Load weight indicator - The weight on the forks automatically appears on the dash from the moment the forks are lifted.
- Swing-down LPG tank bracket – Reducing operator strain, this option makes it easier to remove and replace the empty fuel tank.
- Anti-skid steps - increasing operator safety in every day and fast-paced use.

